

# Rotating Trolleys

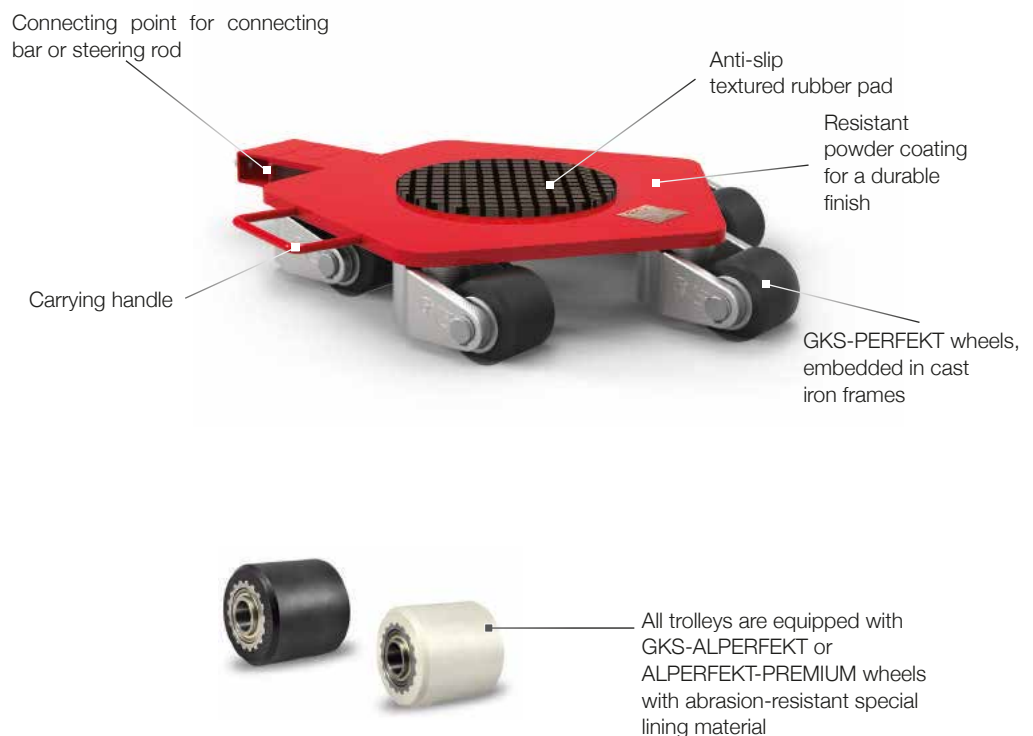
RL



# Rotating Trolleys RL

GKS-PERFEKT rotating trolleys are available for loads from 1 to 12 tons. Special bearings in our rotating trolleys allows easy moving and rotating 360° in place on its own axis. There is the ability to use three or four rotating trolleys simultaneously. A combination of trolleys L / F / TL is possible, depending on the situation. Available for delivery with connecting bar and steering rod.

## Rotating Trolley RL 4



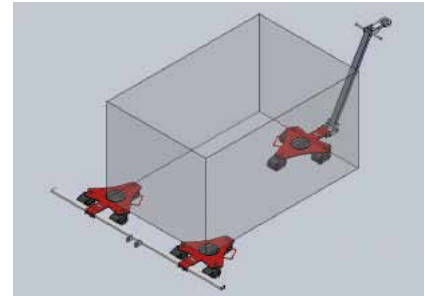
**To connect several rotating trolleys, connecting bars of various lengths and steering rods are available for delivery on request.**



## Transport Trolleys RL1 ►► For heavy loads up to 1 ton

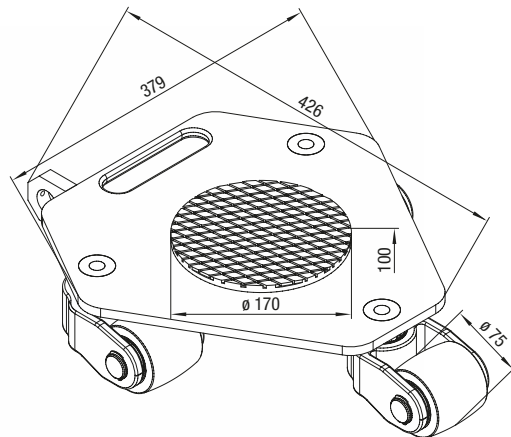
### Features:

- RL trolleys with the same loading height can be combined, as shown, as 3 or 4-point supports with a connecting bar and steering rod (optional)
- Very low loading height



### Technical data

	RL1
Item number	11456
Number of wheels / dimensions	3 / 75 x 66 mm
Loading height	100 mm
Overall dimensions (L x W x H)	426 x 379 x 100 mm
Tare weight in kg	15 kg
Load Capacity	10 kN (1 t)

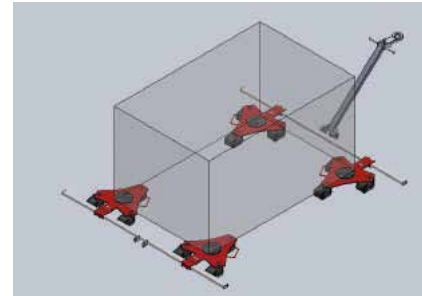




## Transport Trolleys RL2 ►► For heavy loads up to 2 tons

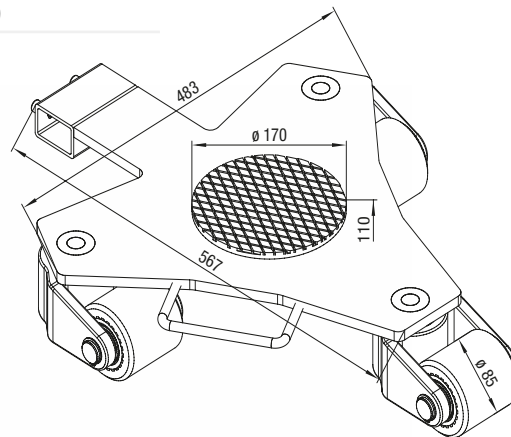
### Features:

- RL trolleys with the same loading height can be combined, as shown, as 3 or 4-point supports with a connecting bar and steering rod (optional)
- A version with GKS-ALPERFEKT-PUR wheels is also available for sensitive floors
- Various RL models with the same loading height can be combined



### Technical data

	RL2
Item number	10238
Number of wheels / dimensions	3 / 85 x 85 mm
Loading height	110 mm
Overall dimensions (L x W x H)	567 x 483 x 110 mm
Tare weight in kg	30 kg
Load Capacity	20 kN (2 t)



Contents

Hydraulic  
Toe Jacks

Pumps

Transport Trolleys

Rotating Trolleys

Transport Module  
ROBOT

Wheels

Special  
Transport Trolleys

Repair  
Services



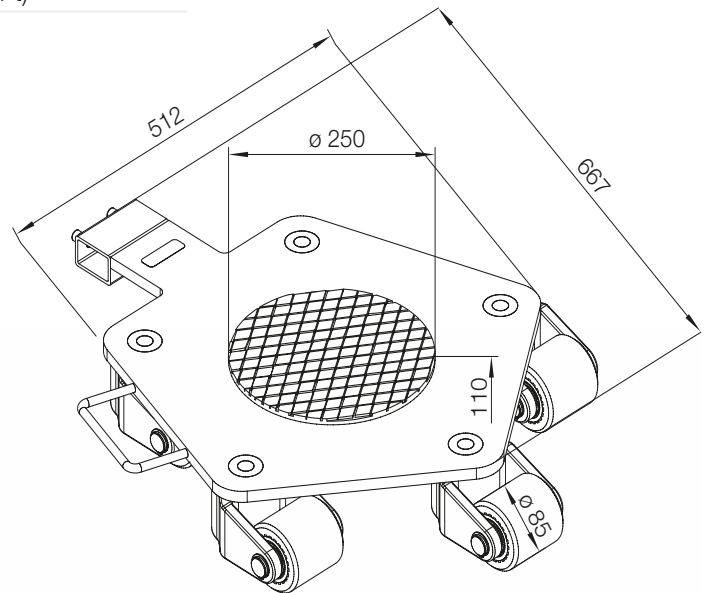
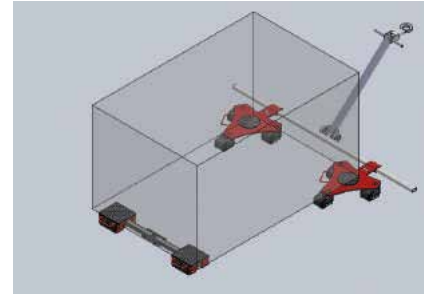
## Transport Trolleys RL4 ►► For heavy loads up to 4 tons

### Features:

- Rotating trolleys can also be combined with F or TL trolleys of the same loading height

### Technical data

	RL4
Item number	10240
Number of wheels / dimensions	5 / 85 x 85 mm
Loading height	110 mm
Overall dimensions (L x W x H)	667 x 512 x 110 mm
Tare weight in kg	50 kg
Load Capacity	40 kN (4 t)







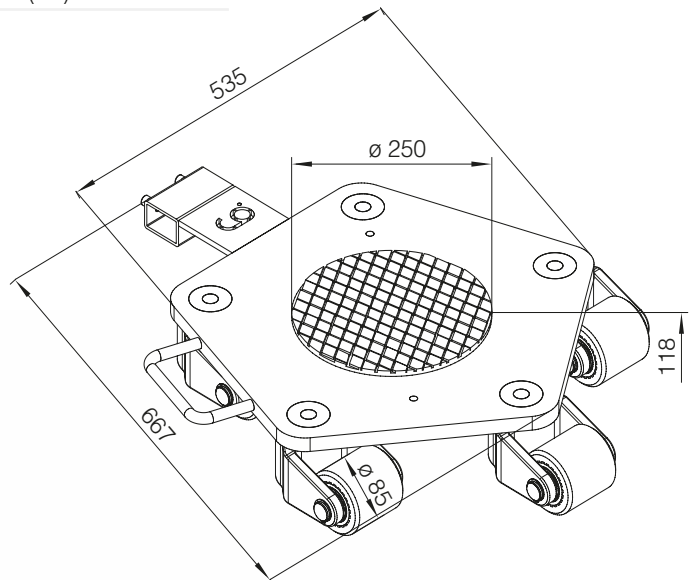
## Transport Trolleys RL6 ►► For heavy loads up to 6 tons

### Features:

- Rotating trolleys can also be combined with F or TL trolleys of the same loading height

### Technical data

	RL6
Item number	13439
Number of wheels / dimensions	5 / 85 x 85 mm
Loading height	118 mm
Overall dimensions (L x W x H)	667 x 535 x 118 mm
Tare weight in kg	60 kg
Load Capacity	60 kN (6 t)



Contents

Hydraulic  
Toe Jacks

Pumps

Transport Trolleys

Rotating Trolleys

Transport Module  
ROBOT

Wheels

Special  
Transport Trolleys

Repair  
Services



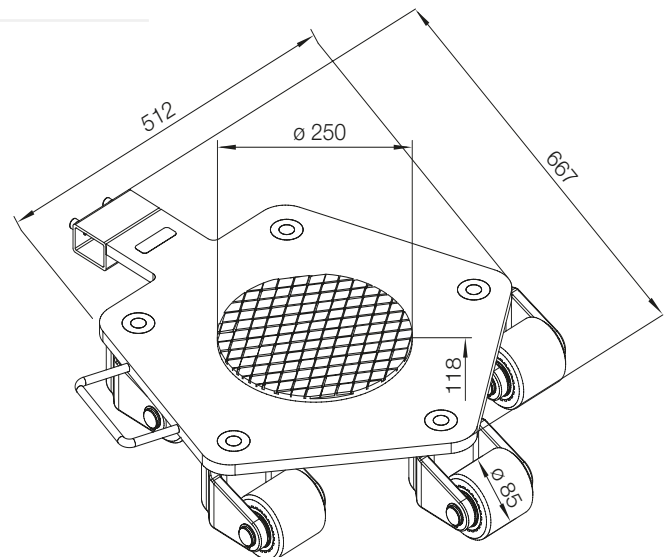
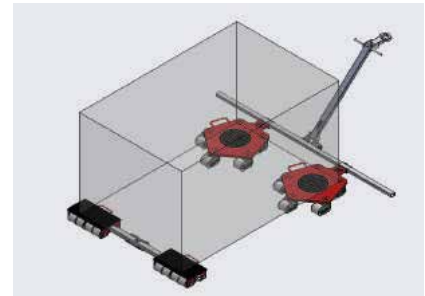
## Transport Trolleys RL8 ►► For heavy loads up to 8 tons

### Features:

- Rotating trolleys can also be combined with F or TL trolleys of the same loading height

### Technical data

	RL8
Item number	13817
Number of wheels / dimensions	5 / 85 x 85 mm
Loading height	118 mm
Overall dimensions (L x W x H)	667 x 512 x 118 mm
Tare weight in kg	60 kg
Load Capacity	80 kN (8 t)





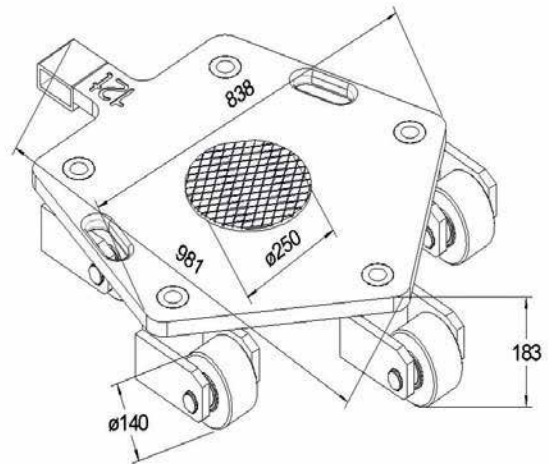
## Transport Trolleys RL12 ►► For heavy loads up to 12 tons

### Features:

- Heavy-duty model
- Rotating trolleys can also be combined with F or TL trolleys of the same loading height

### Technical data

	RL12
Item number	13818
Number of wheels / dimensions	5 / 140 x 85 mm
Loading height	183 mm
Overall dimensions (L x W x H)	981 x 838 x 183 mm
Tare weight in kg	185 kg
Load Capacity	120 kN (12 t)



Contents

Hydraulic  
Toe Jacks

Pumps

Transport Trolleys

Rotating Trolleys

Transport Module  
ROBOT

Wheels

Special  
Transport Trolleys

Repair  
Services